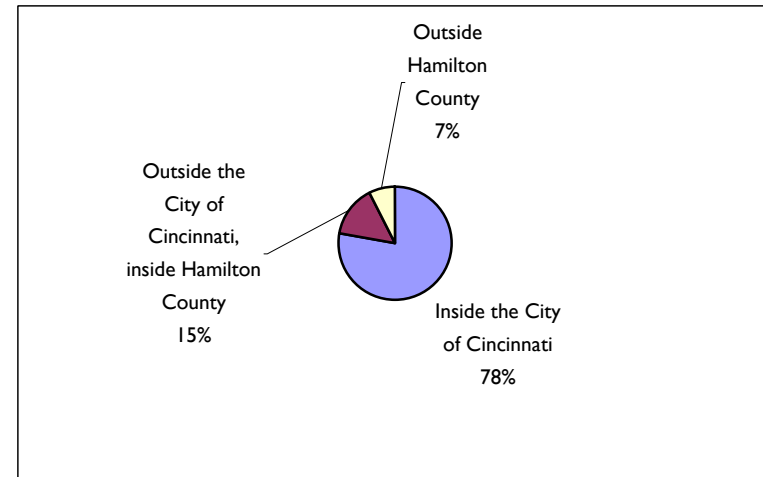


Compiled Results from the 2010 Neighborhood Summit
Arts and Culture Element

Test Question: Where do you live? (multiple choice)

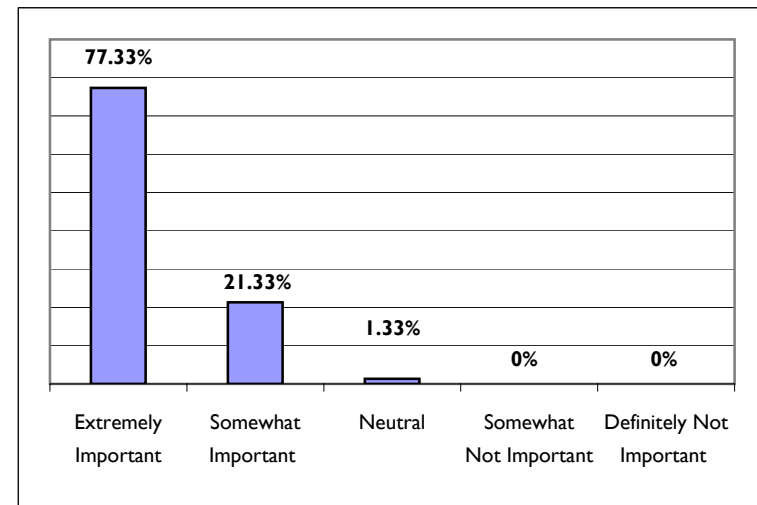
	Responses	
	#	%
Inside the City of Cincinnati	63	77.78%
Outside the City of Cincinnati, inside Hamilton County	12	14.81%
Outside Hamilton County	6	7.41%
Totals	81	100%



Goal #1 Cincinnati is a destination because of its arts and culture attractions.

*How important do you feel this is to the future of Cincinnati?
 (multiple choice)*

	Responses	
	#	%
Extremely Important	58	77.33%
Somewhat Important	16	21.33%
Neutral	1	1.33%
Somewhat Not Important	0	0%
Definitely Not Important	0	0%
Totals	75	100%

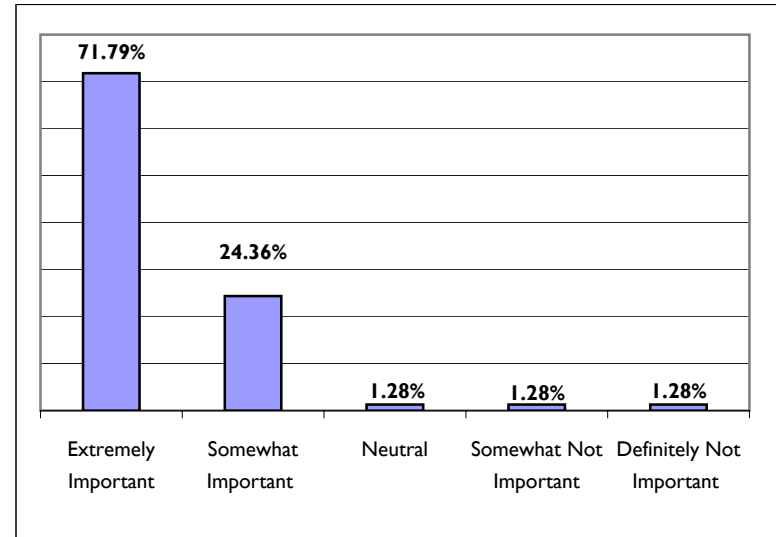


Arts and Culture Element

Goal #2 Art is an integral element of our public spaces and buildings.

*How important do you feel this is to the future of Cincinnati?
(multiple choice)*

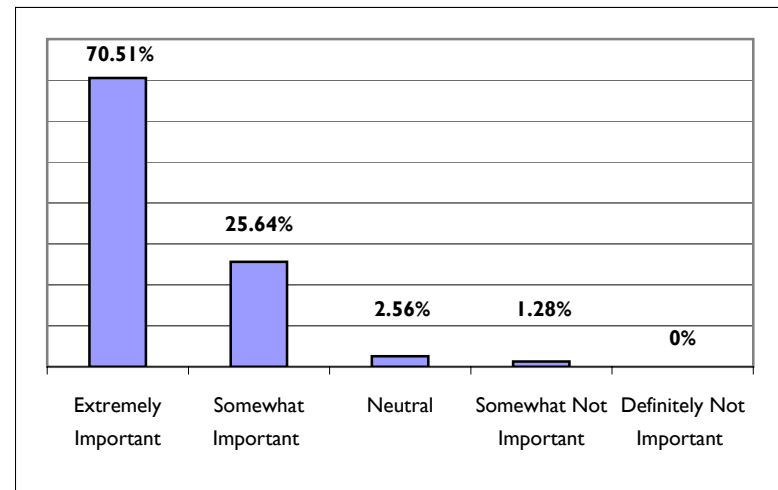
	Responses	
	#	%
Extremely Important	56	71.79%
Somewhat Important	19	24.36%
Neutral	1	1.28%
Somewhat Not Important	1	1.28%
Definitely Not Important	1	1.28%
Totals	78	100%



Goal #3 Arts and Cultural uses are a catalyst for development and revitalization.

*How important do you feel this is to the future of Cincinnati?
(multiple choice)*

	Responses	
	#	%
Extremely Important	55	70.51%
Somewhat Important	20	25.64%
Neutral	2	2.56%
Somewhat Not Important	1	1.28%
Definitely Not Important	0	0%
Totals	78	100%

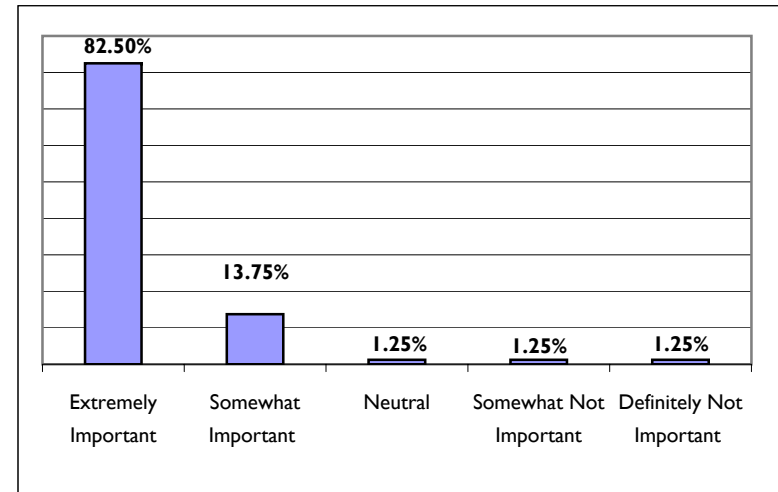


Arts and Culture Element

Goal #4 Arts and Cultural opportunities are a balance of large and small and traditional and innovative, and are responsive to community interests.

*How important do you feel this is to the future of Cincinnati?
(multiple choice)*

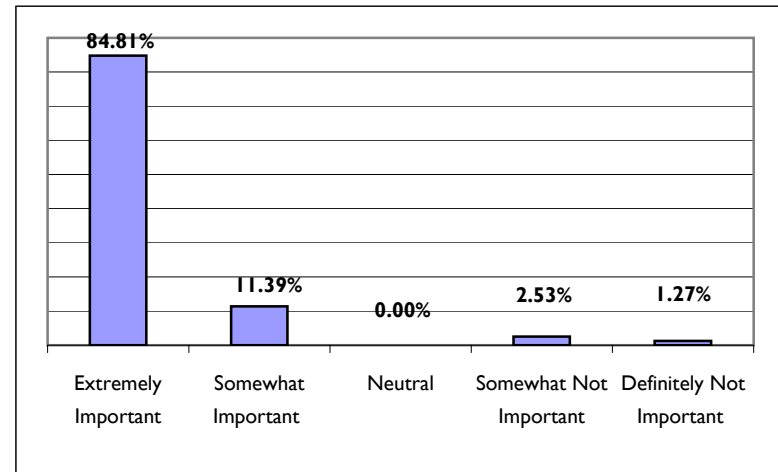
	Responses	
	#	%
Extremely Important	66	82.50%
Somewhat Important	11	13.75%
Neutral	1	1.25%
Somewhat Not Important	1	1.25%
Definitely Not Important	1	1.25%
Totals	80	100%



Goal #5 All Cincinnatians have access to Arts and Culture opportunities (location, economic, physical, information).

*How important do you feel this is to the future of Cincinnati?
(multiple choice)*

	Responses	
	#	%
Extremely Important	67	84.81%
Somewhat Important	9	11.39%
Neutral	0	0.00%
Somewhat Not Important	2	2.53%
Definitely Not Important	1	1.27%
Totals	79	100%

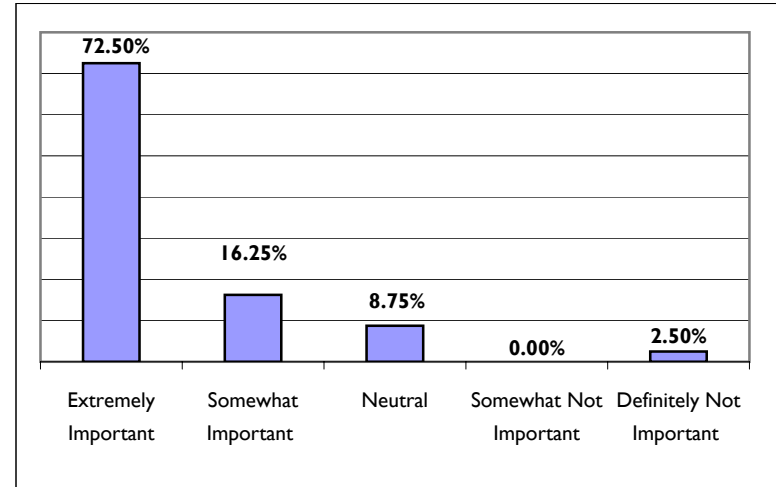


Arts and Culture Element

Goal #6 Facilities are well-maintained and respect the surrounding neighborhood.

*How important do you feel this is to the future of Cincinnati?
(multiple choice)*

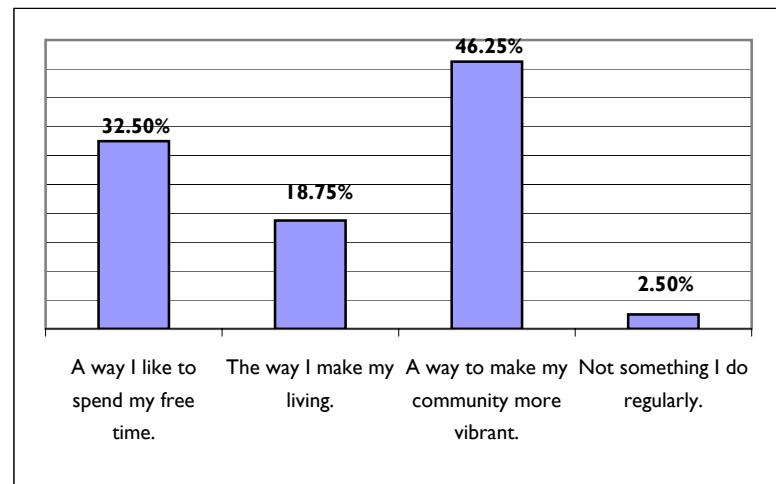
	Responses	
	#	%
Extremely Important	58	72.50%
Somewhat Important	13	16.25%
Neutral	7	8.75%
Somewhat Not Important	0	0.00%
Definitely Not Important	2	2.50%
Totals	80	100%



Critical Question: To me, Arts and Culture are primarily:

*Select the answer that you agree with most:
(multiple choice)*

	Responses	
	#	%
A way I like to spend my free time.	26	32.50%
The way I make my living.	15	18.75%
A way to make my community more vibrant.	37	46.25%
Not something I do regularly.	2	2.50%
Totals	80	100%

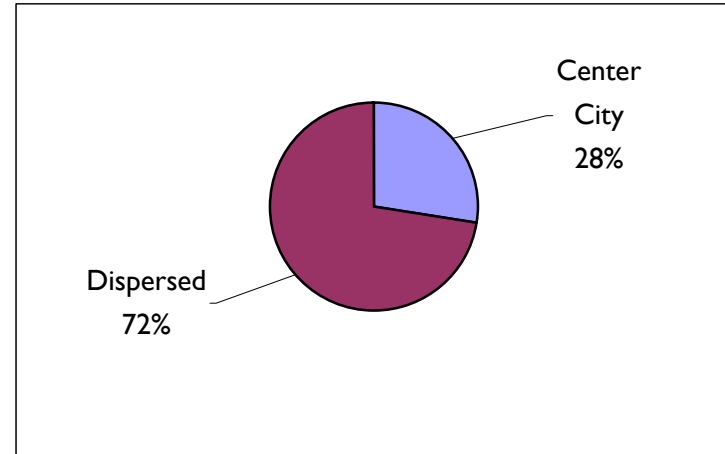


Arts and Culture Element

Critical Question: Opportunities to enjoy arts and culture events should be....

Select the answer that you agree with most:

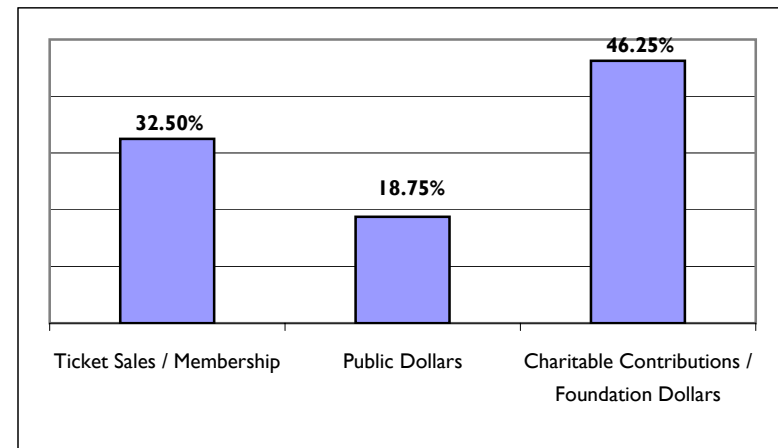
	Responses	
	#	%
Concentrated in the center city	21	27.63%
Dispersed throughout the city	55	72.37%
Totals	76	100%



Critical Question: How should Arts and Culture organizations be primarily funded?

Select the answer that you agree with most:

	Responses	
	#	%
Ticket Sales / Membership	26	32.50%
Public Dollars	15	18.75%
Charitable Contributions / Foundation Dollars	37	46.25%
Totals	78	100%

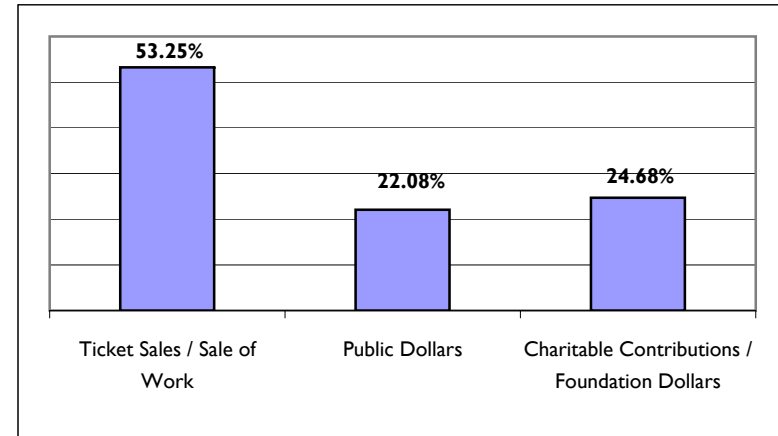


Compiled Results from the 2010 Neighborhood Summit
Arts and Culture Element

Critical Question: How should Individual Artists be primarily funded?

Select the answer that you agree with most:

	Responses	
	#	%
Ticket Sales / Sale of Work	41	53.25%
Public Dollars	17	22.08%
Charitable Contributions / Foundation Dollars	19	24.68%
Totals	77	100%



Critical Question: Would you support a percentage of the City's budget dedicated to Arts and Culture funding?

Select the answer that you agree with most:

	Responses	
	#	%
Yes	74	97.37%
No	2	2.63%
Totals	76	100%

