

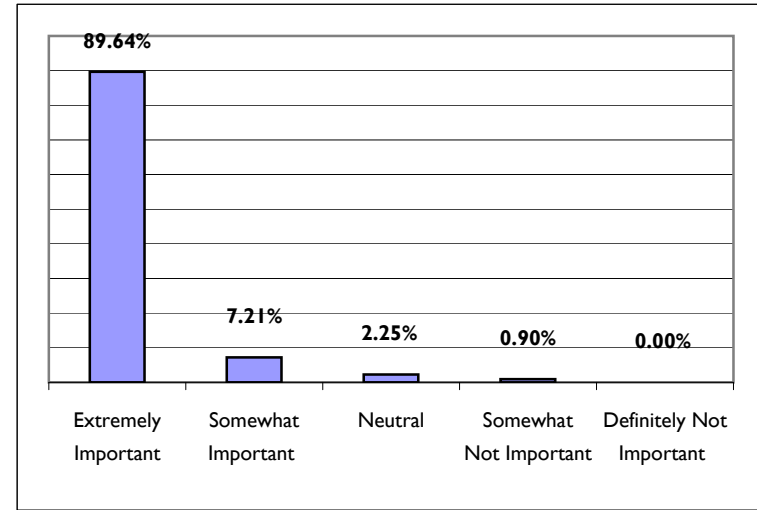
Transportation and Transit Element

Goal #1: Expanded transportation choices.

How important do you feel this is to the future of Cincinnati?

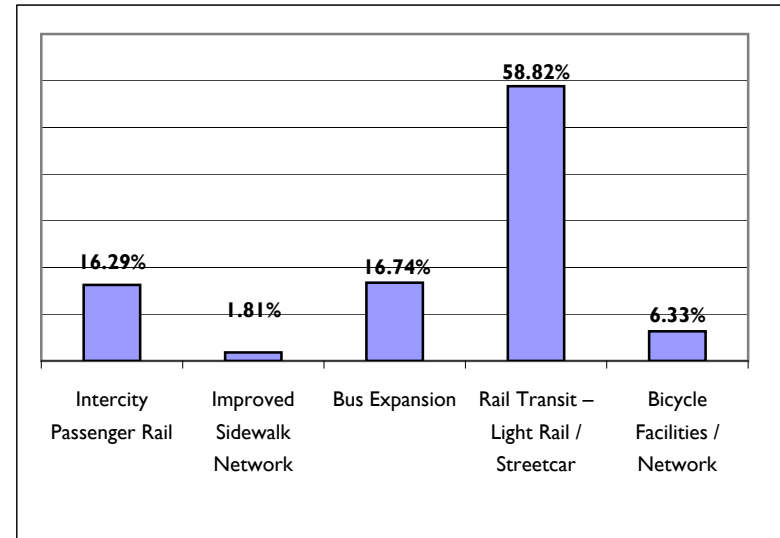
(multiple choice)

	Responses	
	#	%
Extremely Important	199	89.64%
Somewhat Important	16	7.21%
Neutral	5	2.25%
Somewhat Not Important	2	0.90%
Definitely Not Important	0	0.00%
Totals	222	100%



Critical Question: What is the most important expanded transportation choice to you?

	Responses	
	#	%
Intercity Passenger Rail	36	16.29%
Improved Sidewalk Network	4	1.81%
Bus Expansion	37	16.74%
Rail Transit – Light Rail / Streetcar	130	58.82%
Bicycle Facilities / Network	14	6.33%
Totals	221	100%

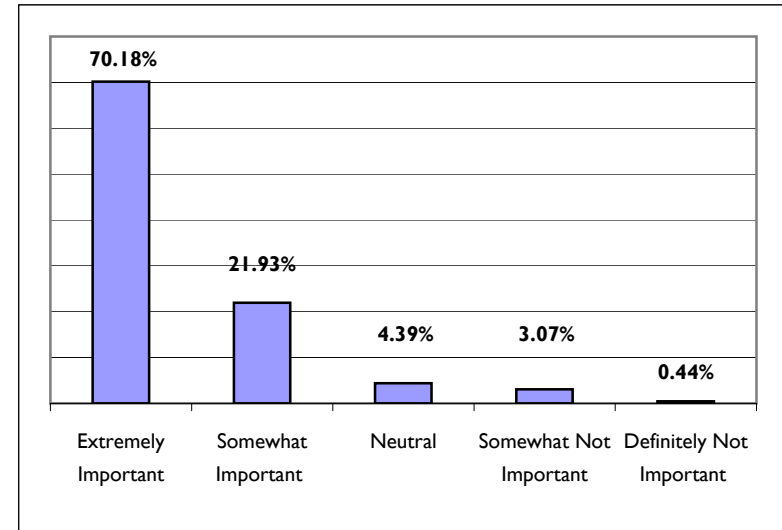


Compiled Results from the 2010 Neighborhood Summit
Transportation and Transit Element

Goal #2: Many modes of transportation come together in Cincinnati making it a hub for regional goods movement and a gateway to national and international suppliers and markets

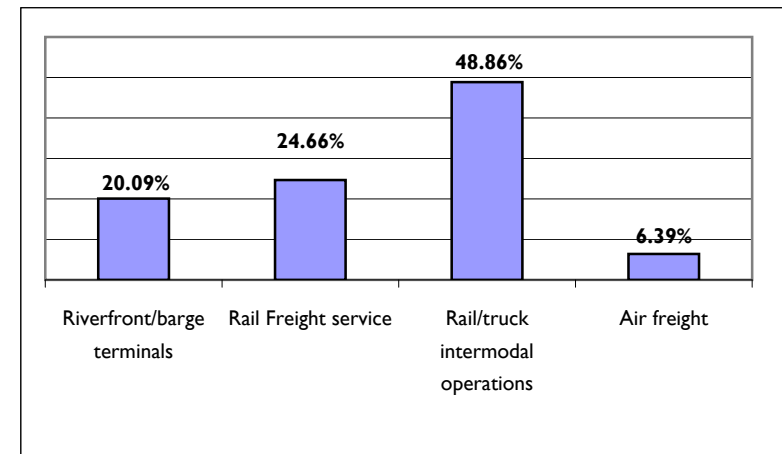
How important do you feel this is to the future of Cincinnati? (multiple choice)

	Responses	
	#	%
Extremely Important	160	70.18%
Somewhat Important	50	21.93%
Neutral	10	4.39%
Somewhat Not Important	7	3.07%
Definitely Not Important	1	0.44%
Totals	228	100%



Critical Question: What type of freight transport do you feel is most essential to the economic vitality of the City?

	Responses	
	#	%
Riverfront/barge terminals	44	20.09%
Rail Freight service	54	24.66%
Rail/truck intermodal operations	107	48.86%
Air freight	14	6.39%
Totals	219	100%

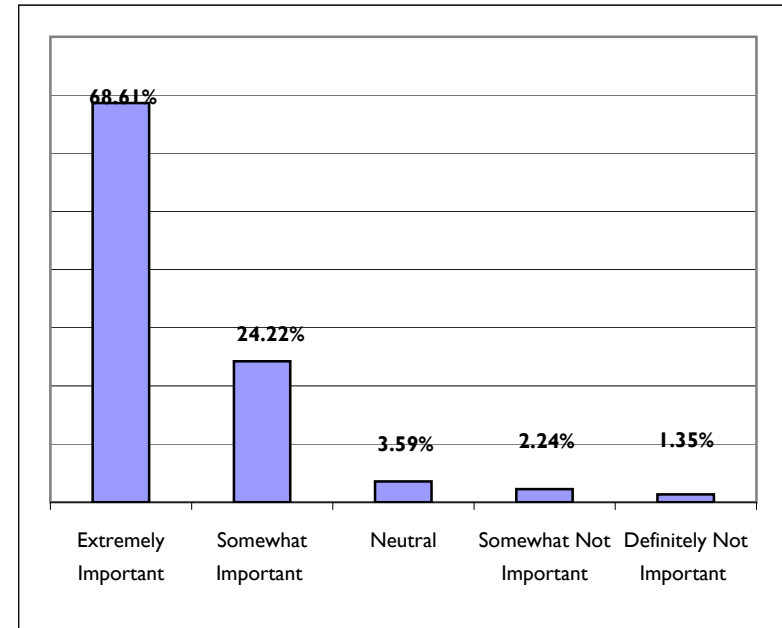


Compiled Results from the 2010 Neighborhood Summit
Transportation and Transit Element

Goal #3: Cincinnati is walkable and bikable.

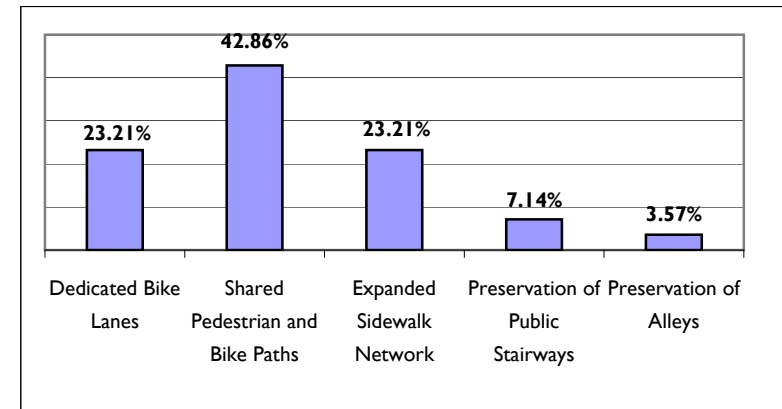
How important do you feel this is to the future of Cincinnati? (multiple choice)

	Responses	
	#	%
Extremely Important	153	68.61%
Somewhat Important	54	24.22%
Neutral	8	3.59%
Somewhat Not Important	5	2.24%
Definitely Not Important	3	1.35%
Totals	223	100%



Critical Question: Which is more important to you?

	Responses	
	#	%
Dedicated Bike Lanes	52	23.21%
Shared Pedestrian and Bike Paths	96	42.86%
Expanded Sidewalk Network	52	23.21%
Preservation of Public Stairways	16	7.14%
Preservation of Alleys	8	3.57%
Totals	224	100%

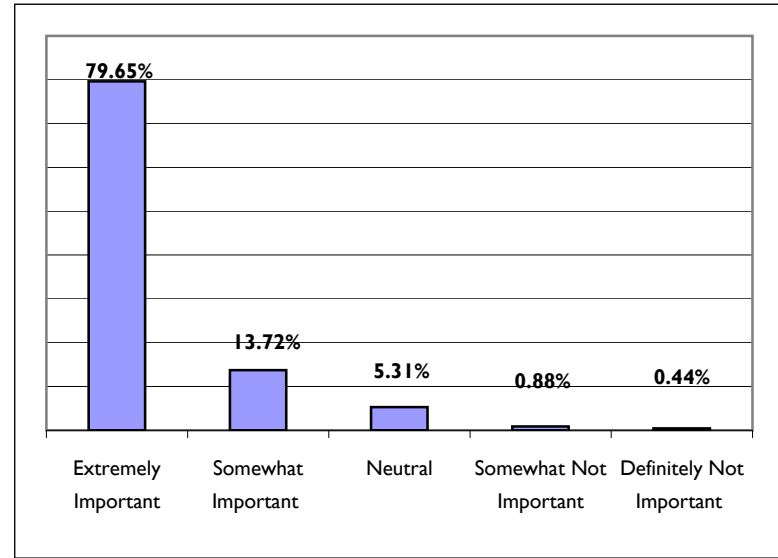


Compiled Results from the 2010 Neighborhood Summit
Transportation and Transit Element

Goal #4: Cincinnati's street network balances the needs of all users (pedestrian, bike, car, truck, transit).

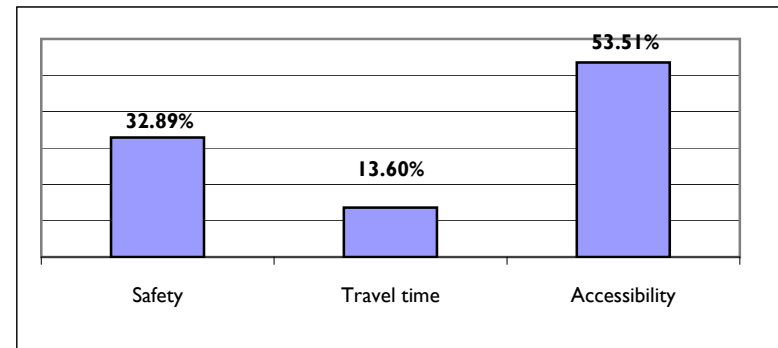
How important do you feel this is to the future of Cincinnati? (multiple choice)

	Responses	
	#	%
Extremely Important	180	79.65%
Somewhat Important	31	13.72%
Neutral	12	5.31%
Somewhat Not Important	2	0.88%
Definitely Not Important	1	0.44%
Totals	226	100%



Critical Question: Which is more important to you?

	Responses	
	#	%
Safety	75	32.89%
Travel time	31	13.60%
Accessibility	122	53.51%
Totals	228	100%

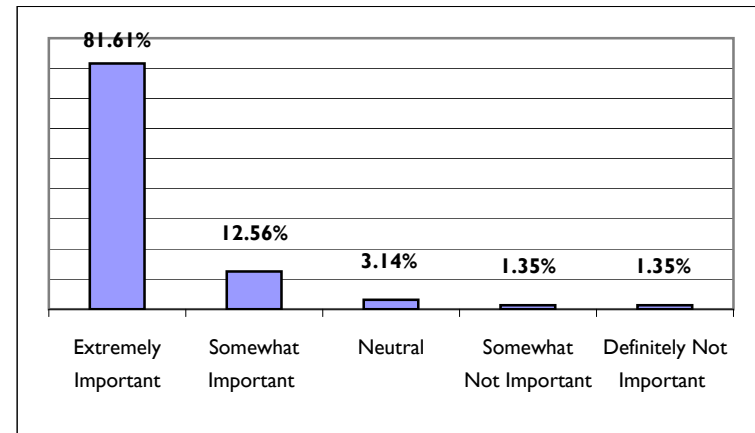


Transportation and Transit Element

Goal #5: Cincinnati's transportation system includes transit of all types (buses, rail, streetcar, etc.).

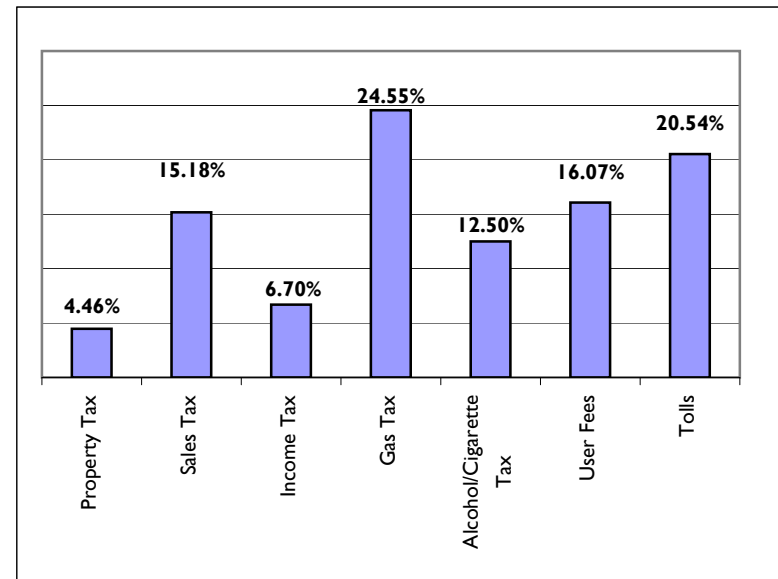
How important do you feel this is to the future of Cincinnati?
(multiple choice)

	Responses	
	#	%
Extremely Important	182	81.61%
Somewhat Important	28	12.56%
Neutral	7	3.14%
Somewhat Not Important	3	1.35%
Definitely Not Important	3	1.35%
Totals	223	100%



Critical Question: How should Cincinnati fund an expanded transit system?

	Responses	
	#	%
Property Tax	10	4.46%
Sales Tax	34	15.18%
Income Tax	15	6.70%
Gas Tax	55	24.55%
Alcohol/Cigarette Tax	28	12.50%
User Fees	36	16.07%
Tolls	46	20.54%
Totals	224	100%

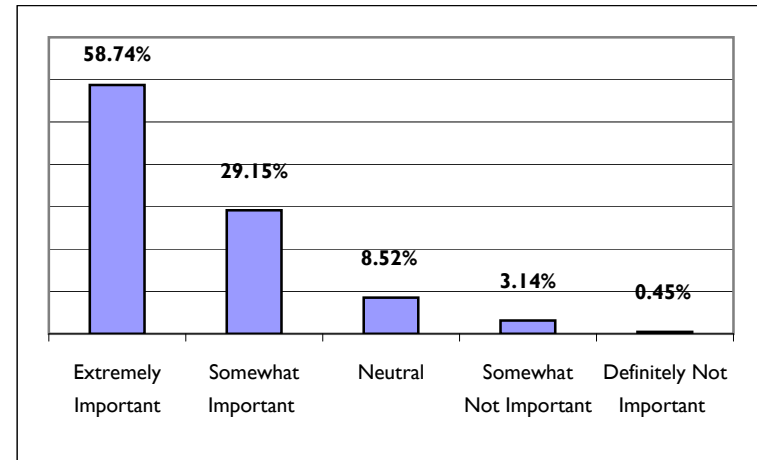


Transportation and Transit Element

Goal #6: Efficient freight movement and distribution.

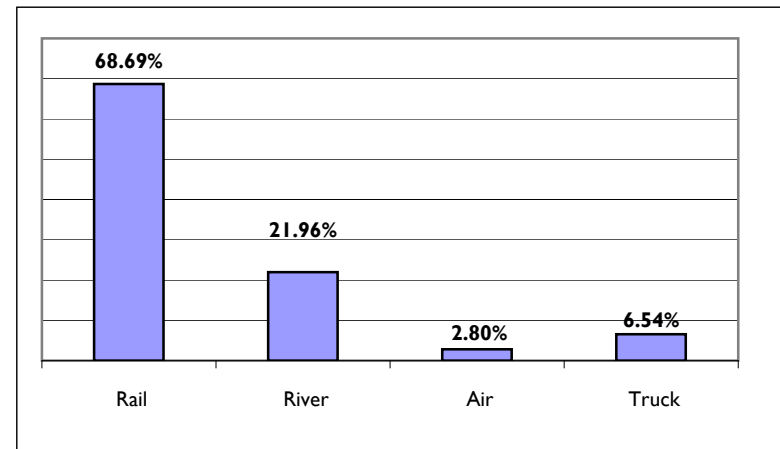
How important do you feel this is to the future of Cincinnati?
(multiple choice)

	Responses	
	#	%
Extremely Important	131	58.74%
Somewhat Important	65	29.15%
Neutral	19	8.52%
Somewhat Not Important	7	3.14%
Definitely Not Important	1	0.45%
Totals	223	100%



Critical Question: Should Cincinnati focus on expanding freight movement and distribution by funding more?

	Responses	
	#	%
Rail	147	68.69%
River	47	21.96%
Air	6	2.80%
Truck	14	6.54%
Totals	214	100%

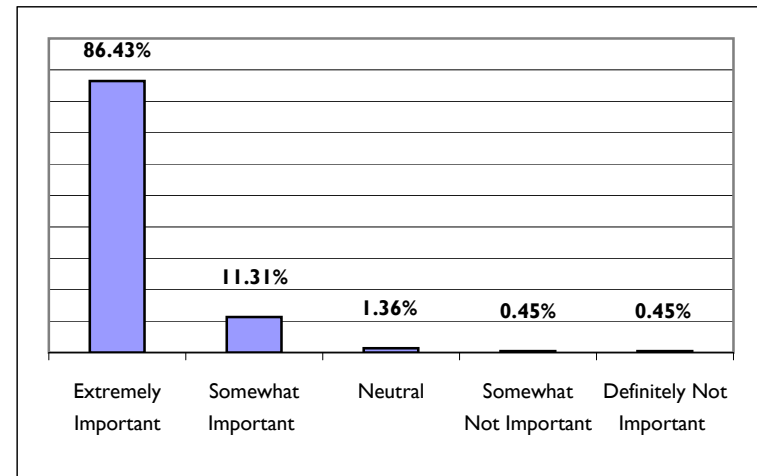


Transportation and Transit Element

Goal #7: Land use and urban design strategies are coordinated with transportation decisions.

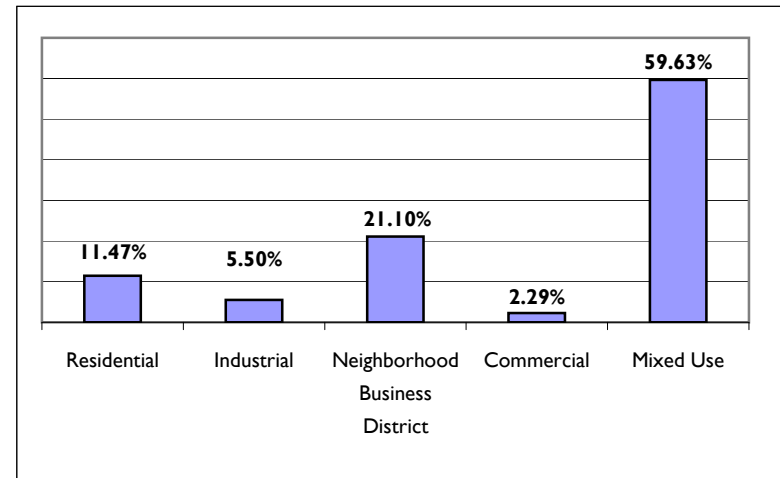
How important do you feel this is to the future of Cincinnati?
(multiple choice)

	Responses	
	#	%
Extremely Important	191	86.43%
Somewhat Important	25	11.31%
Neutral	3	1.36%
Somewhat Not Important	1	0.45%
Definitely Not Important	1	0.45%
Totals	221	100%



Critical Question: From your perspective, in which land use type are transportation decisions the most critical?

	Responses	
	#	%
Residential	25	11.47%
Industrial	12	5.50%
Neighborhood Business District	46	21.10%
Commercial	5	2.29%
Mixed Use	130	59.63%
Totals	218	100%

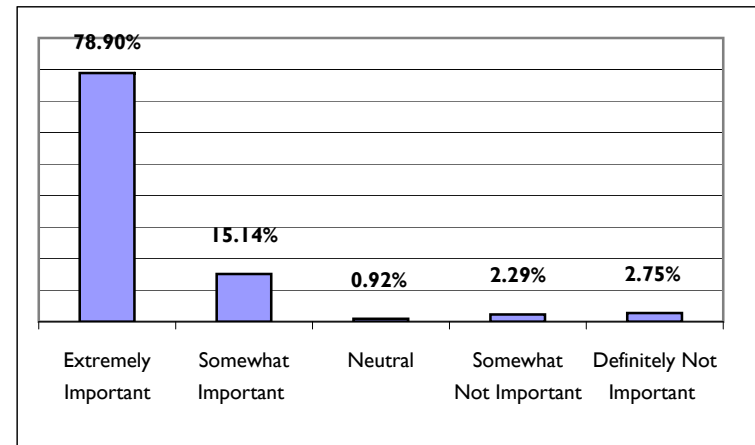


Compiled Results from the 2010 Neighborhood Summit
Transportation and Transit Element

Goal #8: A comprehensive intercity passenger transport system (air, rail, bus).

How important do you feel this is to the future of Cincinnati?
 (multiple choice)

	Responses	
	#	%
Extremely Important	172	78.90%
Somewhat Important	33	15.14%
Neutral	2	0.92%
Somewhat Not Important	5	2.29%
Definitely Not Important	6	2.75%
Totals	218	100%



Critical Question: From your perspective, which intercity mode of travel is most important to the vitality of the City?

	Responses	
	#	%
Air	38	16.96%
Rail (Amtrak, 3C, etc.)	168	75.00%
Bus	18	8.04%
Totals	224	100%

