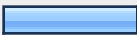











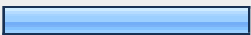




































Plan Cincinnati "Great City" Survey

1. We asked, "What makes a great city?" Please select the five responses you think are most important.			
		Response Percent	Response Count
A unique and recognizable character or culture that differentiates it from other cities		20.3%	94
Access to jobs		22.0%	102
Opportunity for business growth		16.6%	77
Tourism attractions: entertainment, dining, and shopping		17.2%	80
Connectivity to natural resources like mountains, oceans, rivers and lakes		5.2%	24
Access to fresh and healthy food		8.0%	37
Good air and water quality		12.7%	59
A vibrant downtown		39.9%	185
Beautiful and welcoming public spaces		19.4%	90
Accessible and interconnected parks and recreational opportunities		9.9%	46
Interesting architecture and landmarks		14.2%	66
Respect for and preservation of history and historic places		16.8%	78
Clean and safe neighborhoods		37.7%	175
Diverse and multi-cultural population		23.3%	108
Wide variety of high-quality housing options		9.5%	44
Abundant affordable housing		9.7%	45
Residents who are invested in the community		23.3%	108









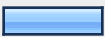







Variety of arts and cultural institutions, libraries, colleges and universities		53.2%	247
Outstanding health and research facilities		5.4%	25
Professional sports teams		2.6%	12
Good communication between government and community		10.1%	47
Regional interconnectedness		9.1%	42
Adequate parking		2.4%	11
Airport with a hub		5.2%	24
Bike lanes, trails, routes		9.7%	45
Easy walkability; active and vibrant streets		33.4%	155
Reliable and safe public transportation including rail/light rail transit		42.5%	197
High-concentration of population/Dense development		8.6%	40
Civic pride		8.0%	37
Quality public schools		43.1%	200
		answered question	464
		skipped question	0

2. We asked, "What are the most pressing issues in Cincinnati?" Please select the five responses you think are most important.

		Response Percent	Response Count
Downtown business vacancies		18.4%	85
Lack of quality jobs		14.9%	69
Limited small business support		12.1%	56
Poor air and water quality		6.5%	30
Limited access to healthy food choices, groceries		4.1%	19
Lack of park/recreation options in low income neighborhoods		3.5%	16
Health concerns such as infant mortality rate, obesity and lead in housing		5.8%	27
Lack of focus on preserving historic structures and places		15.6%	72
Too many vacant buildings and properties		27.3%	126
Deterioration of housing stock, property up-keep		17.7%	82
High foreclosure rates		5.6%	26
Not enough housing for seniors		1.5%	7
Insufficient affordable housing options		5.8%	27
Families are leaving the city		21.9%	101
Low home-ownership rate		6.9%	32
Must find a way to care for the homeless		10.6%	49
Uneven neighborhood distribution of section 8 and transitional housing		10.8%	50












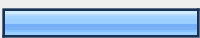
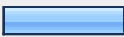

Lack of cooperation between city and surrounding areas		21.2%	98
Neighborhoods disconnected from riverfront		12.3%	57
Inadequate transportation network		31.6%	146
Limited availability of parking		2.6%	12
City is not bike or pedestrian friendly		19.9%	92
Inadequate bus service; Lack of mass transit, rail transit		42.2%	195
Not enough density, too much sprawl		22.3%	103
Deteriorating infrastructure		23.8%	110
Poor communication between public officials and residents		12.6%	58
Racial segregation/discrimination		24.2%	112
Lack of civic pride		16.5%	76
High crime/Perception of crime in neighborhoods		39.2%	181
Low quality schools/Perception of public school system		41.1%	190
		answered question	462
		skipped question	2





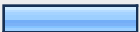


3. We asked, "How do we make Cincinnati a great city?" Please select the five responses you think are most important.


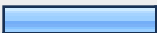


		Response Percent	Response Count
Improve infrastructure and utilities city-wide		15.0%	69
Create neighborhood design guidelines for individual neighborhoods		8.1%	37
Make Cincinnati more walkable		12.6%	58
Make Cincinnati more bicycle friendly		8.9%	41
Connected neighborhoods through walking, bicycling, buses, other public transportation		31.4%	144
Improve public transportation		34.4%	158
Build a streetcar line		23.1%	106
Make better use of the riverfront		21.4%	98
Increase coordination and communication between Cincinnati and surrounding cities		14.8%	68
Increase and promote the arts and cultural elements		35.9%	165
Increase collaboration between institutions and neighborhoods		11.5%	53
Increase the availability of affordable housing		7.6%	35
Improve the existing housing stock		9.6%	44
Promote increased housing choices for all incomes, ages, and family types		15.3%	70
Increase opportunities for mixed-income housing in neighborhoods		12.4%	57
Care for the poor and homeless		12.9%	59

Preserve historic buildings and places		20.7%	95
Preserve and expand public spaces		8.3%	38
More parks and greenspace		6.8%	31
Improve public health and the environment		11.5%	53
Make Cincinnati a "green" city		20.0%	92
Attract new businesses		24.8%	114
Support existing businesses		10.2%	47
Redevelop brownfields		8.1%	37
Continue to revitalize downtown		36.8%	169
Strengthen neighborhood business districts		25.5%	117
Support entrepreneurs/small business start-ups		19.0%	87
Attract and retain young people		35.1%	161
		<i>answered question</i>	459
		<i>skipped question</i>	5












4. We asked, "If you could shape the future of the City, what one thing would you change?" Please select the five responses you think are most important.








		Response Percent	Response Count
Improve the design of streets and buildings		5.7%	26
Improve the connection of the City's neighborhoods and amenities		7.2%	33
Improve the transportation connections between Cincinnati and the surrounding suburbs and cities		20.7%	95
Increase public transportation options (bus, streetcar, light rail, etc.)		52.1%	239
Promote mixed use neighborhoods where housing, retail, offices, and other amenities could be easily accessed by walking, biking, or public transportation		48.8%	224
Increase the use of the riverfront		16.6%	76
Increase regional thinking among jurisdictions		24.8%	114
Celebrate Cincinnati's rich cultural heritage		17.9%	82
Increase the amount of quality, affordable housing		8.9%	41
Increase the population of Cincinnati by keeping current residents while attracting new residents		28.1%	129
Decrease community and racial divides among neighborhoods		24.6%	113
Improve the cleanliness and safety of all neighborhoods		29.6%	136
Revitalize historic districts		18.1%	83
Promote historic preservation and the reuse of historic buildings		23.3%	107

Enhance the existing park system and greenspaces		9.2%	42
Make a commitment to the long-term environmental health of the City		19.0%	87
Effectively use natural resources (rivers, parks, hillsides, etc.)		10.2%	47
Create a thriving urban core, including the Central Business District (downtown) and Over-the-Rhine		43.6%	200
Increase job opportunities and training		20.3%	93
Promote small businesses and entrepreneurs		15.7%	72
Attract and retain young professionals and families		32.5%	149
answered question			459
skipped question			5

5. Did you attend one or more of the 4 Community Informational Meetings held in Corryville, Price Hill, College Hill, and Madisonville? (check all that apply)			
		Response Percent	Response Count
Corryville		42.8%	59
Price Hill		23.2%	32
College Hill		26.1%	36
Madisonville		36.2%	50
answered question			138
skipped question			326

6. (Optional) Please provide any additional comments for the 11 plan elements to assist us in the planning process.

		Response Percent	Response Count
Housing and Neighborhood Development		58.4%	118
Transportation and Transit		76.2%	154
Land Use		45.5%	92
Urban Design		46.5%	94
Utilities and Infrastructure		39.1%	79
Fiscal Impact		29.7%	60
Economic Development and Business Retention		53.5%	108
Health, Environment, and Open Space		47.0%	95
Historic Preservation		50.5%	102
Institutions		38.1%	77
Intergovernmental Cooperation		45.5%	92
		<i>answered question</i>	202
		<i>skipped question</i>	262

7. How did you hear about the survey? (check all that apply)			
		Response Percent	Response Count
Friend, Neighbor, or Family Member		16.9%	77
Community Organization		28.9%	132
Media (Newspaper, Radio, Television, Blog)		9.2%	42
Facebook/Twitter		13.2%	60
Plan Cincinnati website		7.9%	36
CitiCable Channel		0.4%	2
Email		50.0%	228
		<i>answered question</i>	456
		<i>skipped question</i>	8