



PLAN CINCINNATI

a comprehensive plan for the future

Health, Environment and Open Space

Working Group Meeting

September 20, 2010

Agenda

2

- | | |
|-----------------------------|------------------|
| 1. Introductions | 6:00 – 6:15 p.m. |
| 2. Baseline Data Discussion | 6:15 – 7:45 p.m. |
| - Key Issues and Trends | |
| - Discussion | |
| 3. Next Steps | 7:45 – 7:50 p.m. |
| 4. Questions | 7:50 – 8:00 p.m. |

Introductions

Health, Environment, and Open Space

Goals for the Meeting

1. Understanding existing conditions and key findings
2. Understanding how they relate to the goal themes
3. Can you make recommendations based on what you now know?

Themes

Health

- Healthy citizens

Environment

- Access to clean affordable energy
- Protection of natural resources, including hillsides, views, wildlife, forests, and waterways
- Minimizing the amount of waste sent to landfills.

Open Space

- An interconnected network of greenways and parks.
- Hub of a regionally linked bicycle and pedestrian trail system.
- Access to maintained and enhanced recreation centers and facilities

Review of Key Issues and Trends

Health, Environment, and Open Space

Discussion Ground Rules

- Speak one at a time
- Do not interrupt
- Listen respectfully and sincerely
- No side conversations
- Do not criticize each other
- Ask questions only for clarity
- Respect time agreements
- Turn cell phones to silent and take any calls outside

General Demographic Data

Health, Environment, and Open Space

Highlights of the Existing Conditions

1. Cincinnati is a city in transition

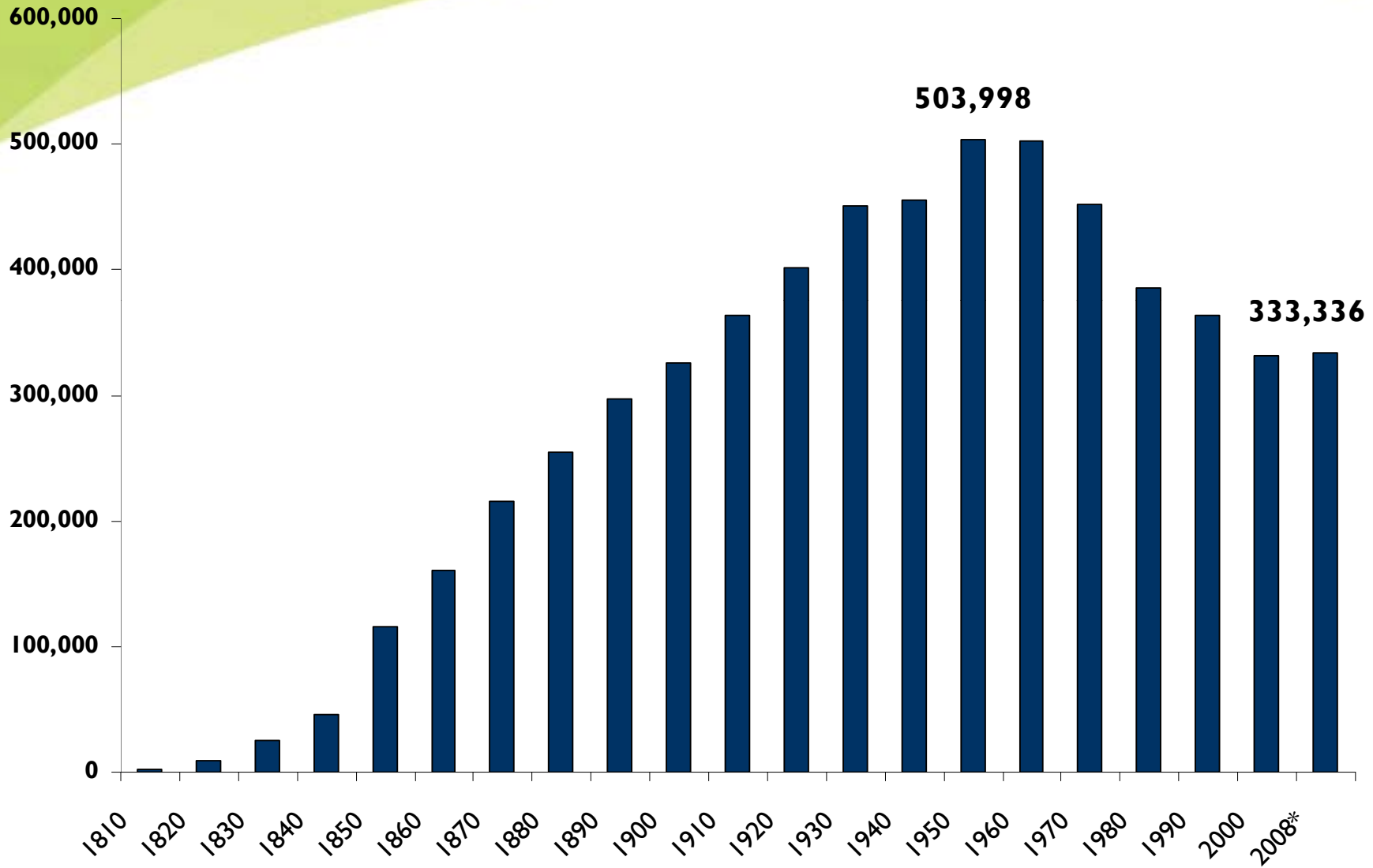
- Population size
- Composition

2. Significant vacant and underutilized land

3. Need for neighborhood stabilization

4. Inconsistency between aspiration and behavior

Population



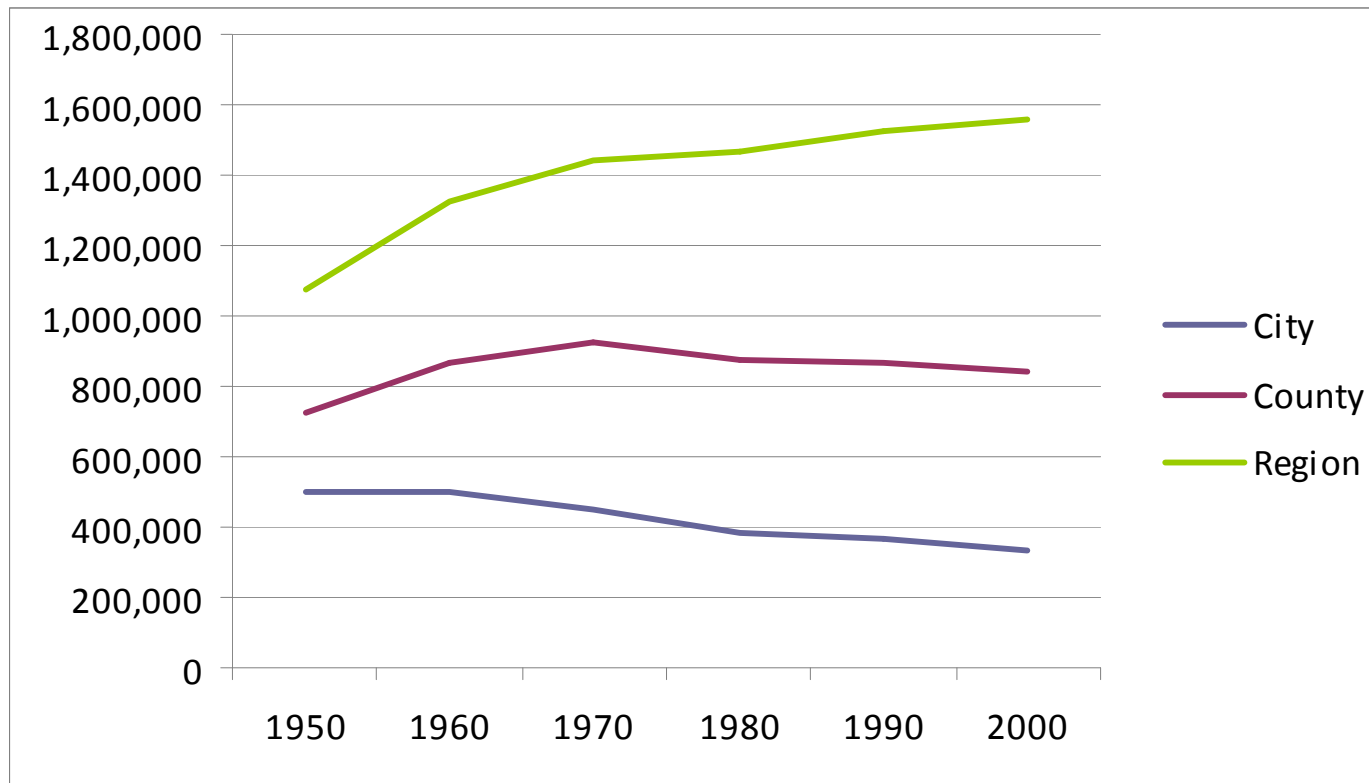
Population

Population in the City, County, and Metropolitan Area 1950 - 2000

	1950	1960	1970	1980	1990	2000
City of Cincinnati						
Population	503,998	502,550	452,524	385,457	364,040	331,285
Households	159,129	161,827	159,838	157,677	154,342	148,095
Household size	3.02	3	2.72	2.35	2.26	2.24
Balance of Hamilton County						
Population	219,954	361,571	471,494	487,767	502,188	514,018
Households	63,970	102,560	135,431	164,561	184,539	198,695
Hamilton County Total						
Population	723,952	864,121	924,018	873,224	866,228	845,303
Households	223,099	264,387	295,269	322,238	338,881	346,790
Balance of Metropolitan Area						
Population	349,125	457,034	515,839	594,440	659,864	711,452
Households	102,514	130,488	152,683	198,757	235,541	260,616
Metropolitan Area Total						
Population	1,073,077	1,321,155	1,439,857	1,467,664	1,526,092	1,556,755
Households	325,613	394,875	447,952	520,995	574,422	607,406

Population

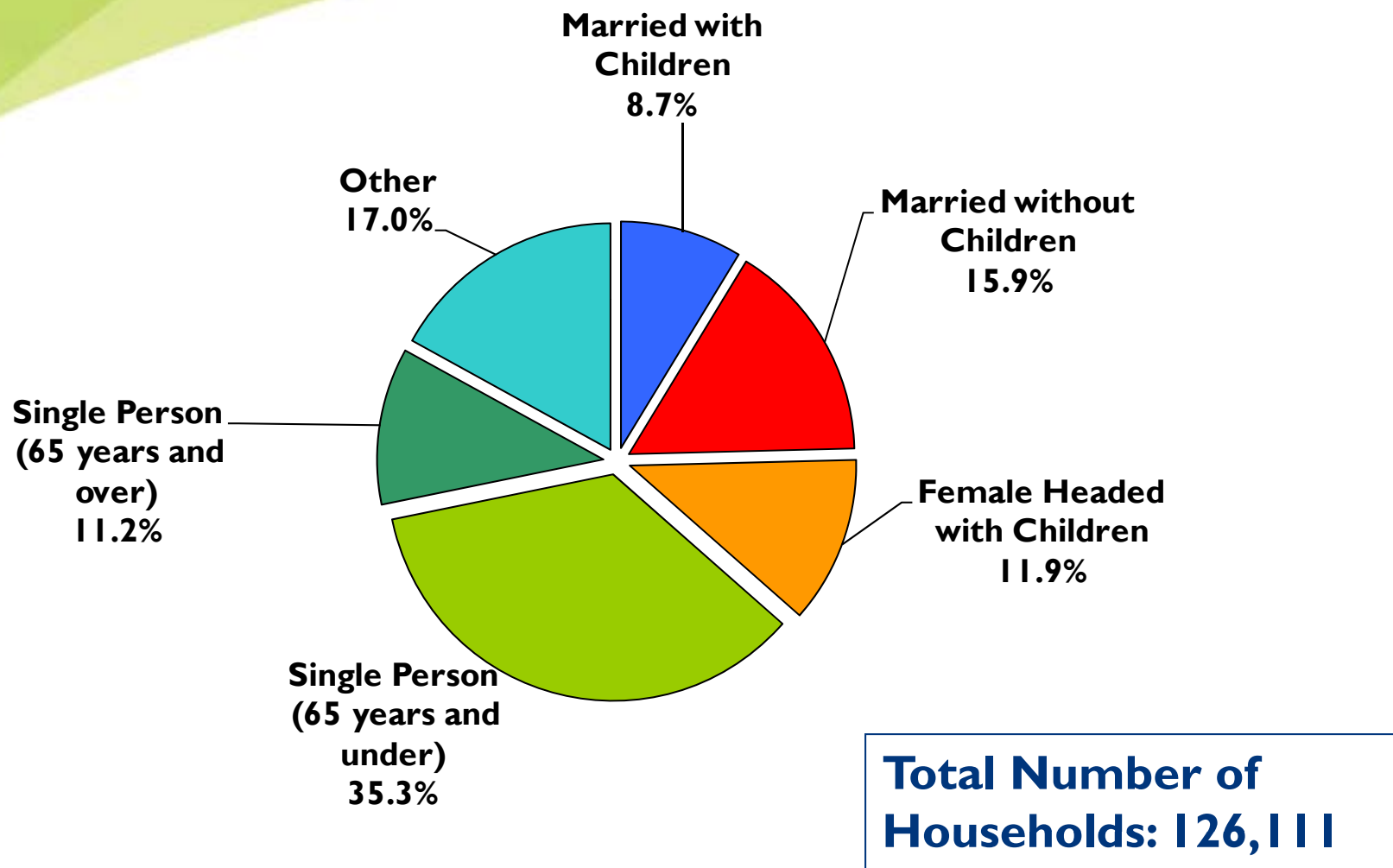
Population in the City, County, and Metropolitan Area 1950 - 2000



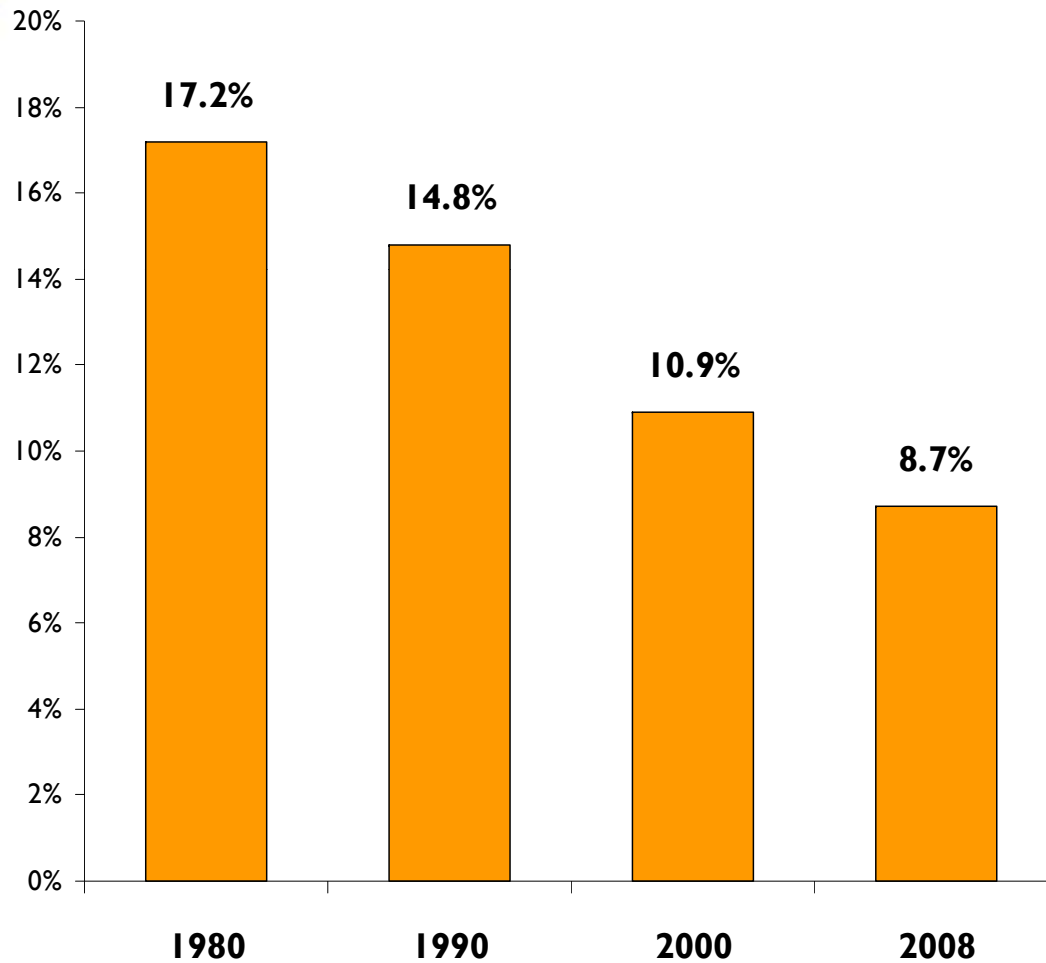
Population Projections – 2030

- Hamilton County - projected to decline about 11.5%
- Predicted to grow - Butler, Brown, Clermont and Warren counties in Ohio; Dearborn and Ohio counties in Indiana; and Boone, Gallatin, Grant, and Kenton counties in Kentucky.
- Boone County - predicted to double in size between 2005 and 2050.

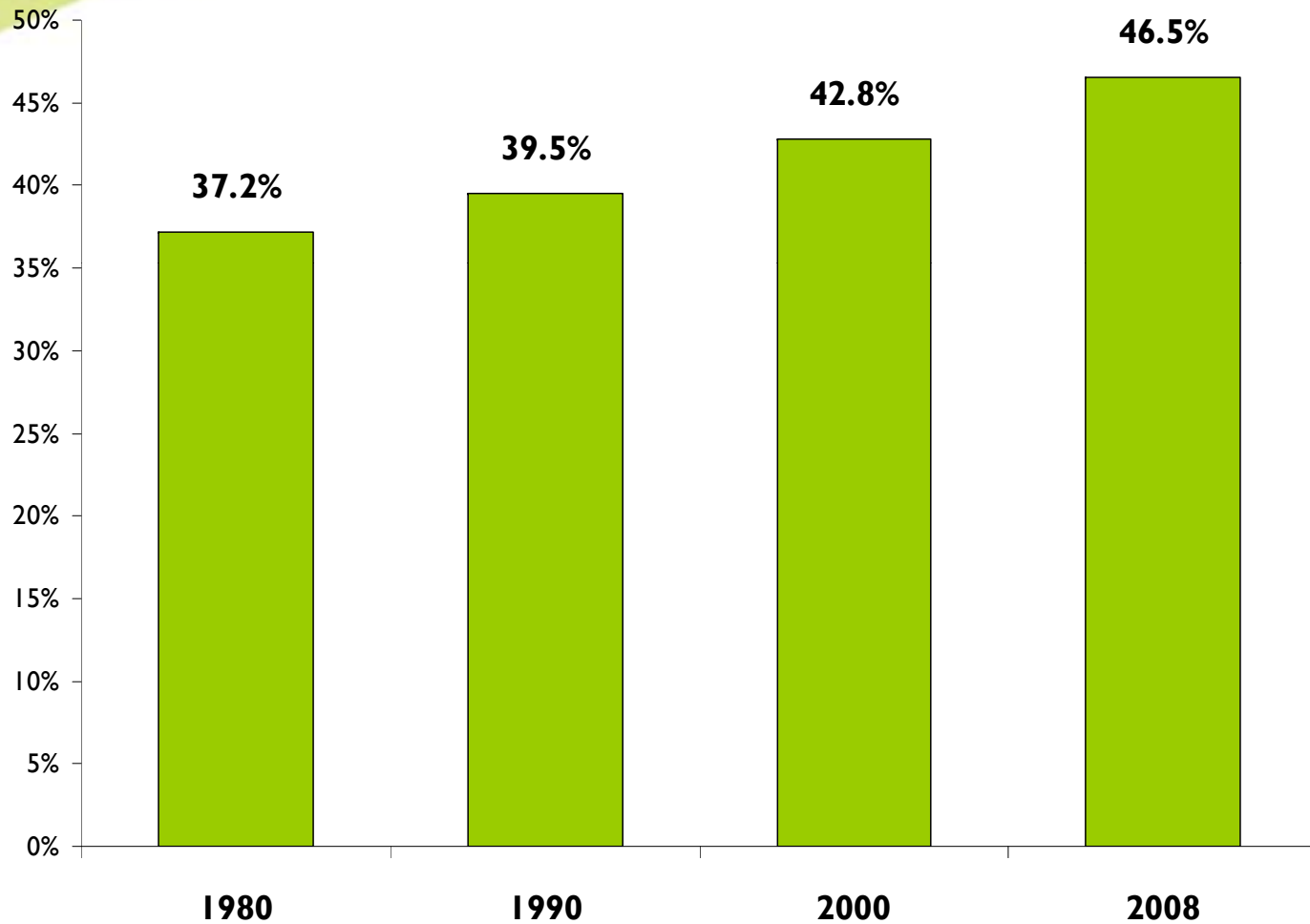
Household Composition – 2008



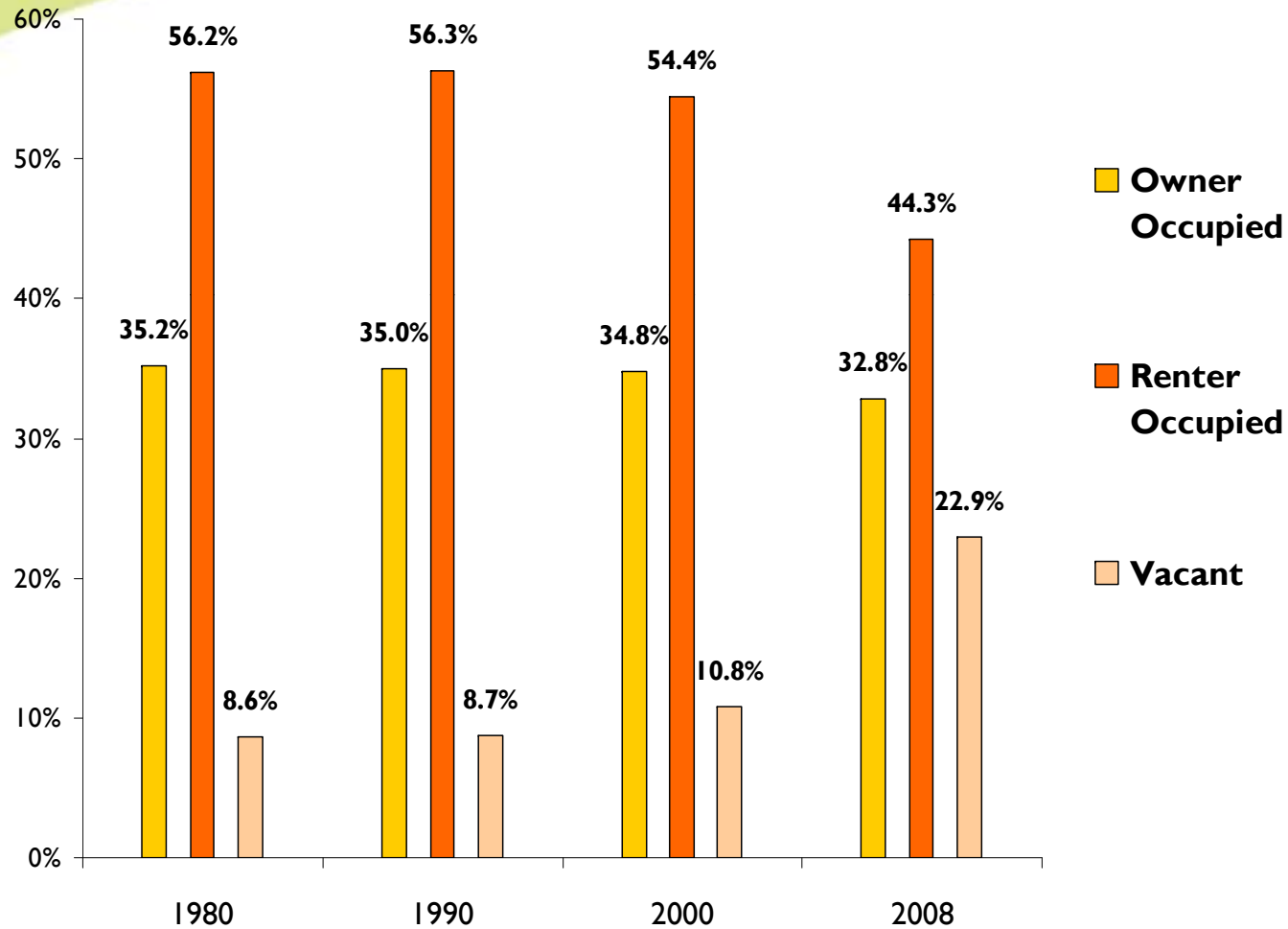
Married Family with Children



Single Person Households



Ownership/Rental and Vacancy Rates

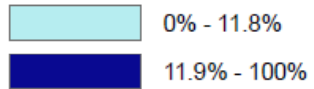


Poverty by Age

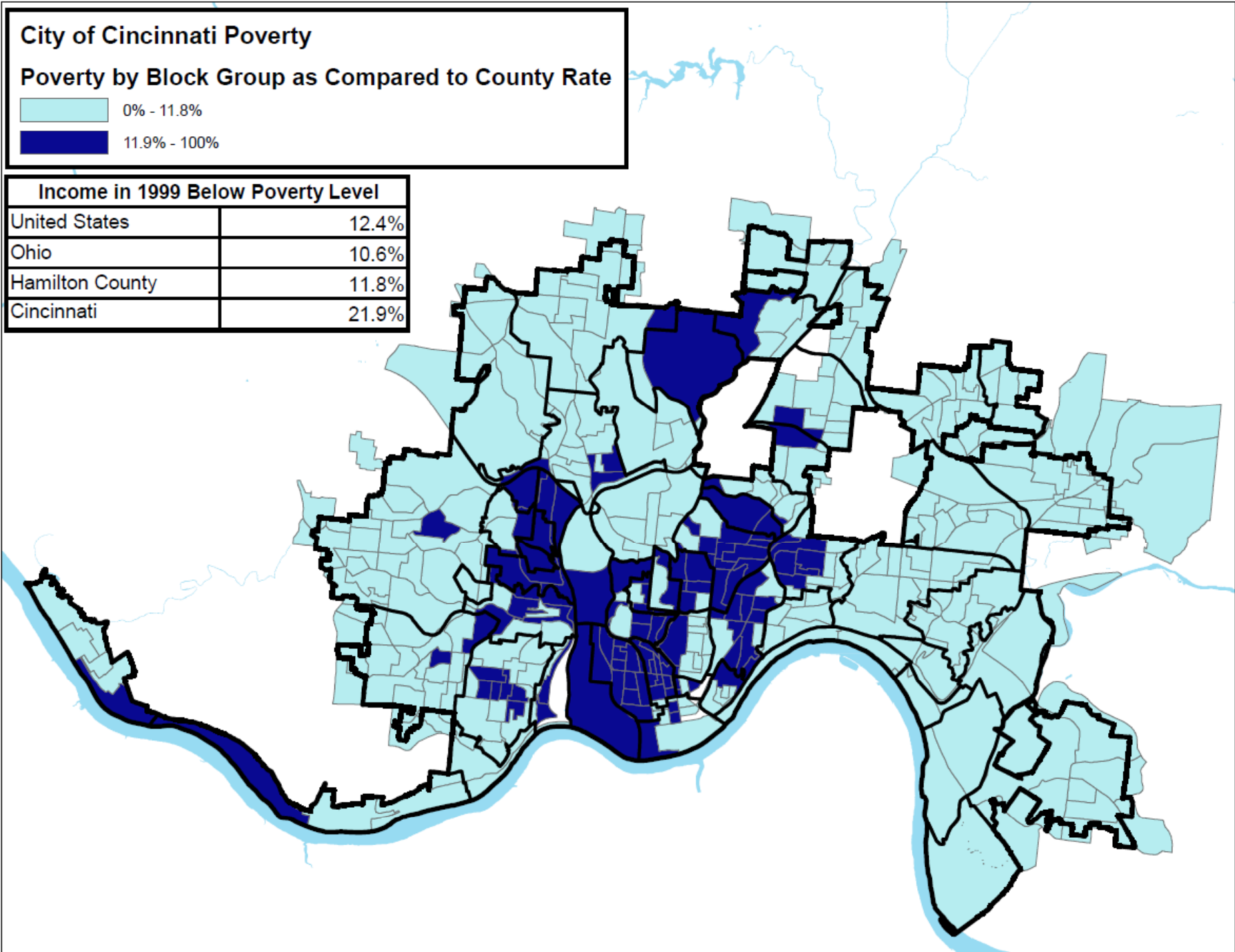
Age	Cincinnati city, Ohio in Poverty	Cincinnati city, Ohio Total	Percent of City in Poverty
Total:	69,722	318,152	22%
Under 5 years	8,366	23,276	36%
5 years	1,617	4,401	37%
6 to 11 years	9,180	26,953	34%
12 to 17 years	6,644	24,676	27%
18 to 64 years	38,319	200,976	19%
65 to 74 years	2,993	19,597	15%
75 years and over	2,603	18,273	14%

City of Cincinnati Poverty

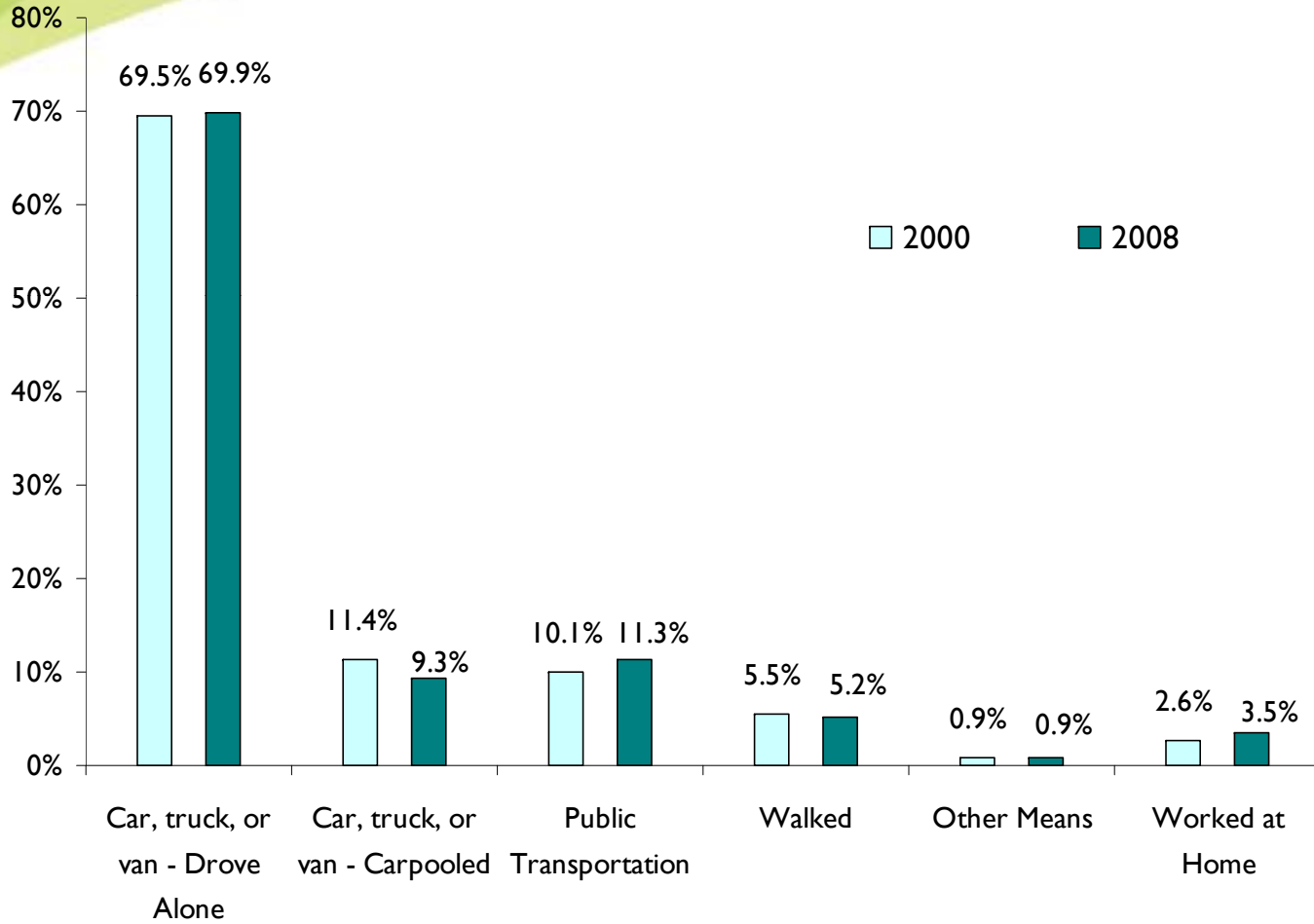
Poverty by Block Group as Compared to County Rate



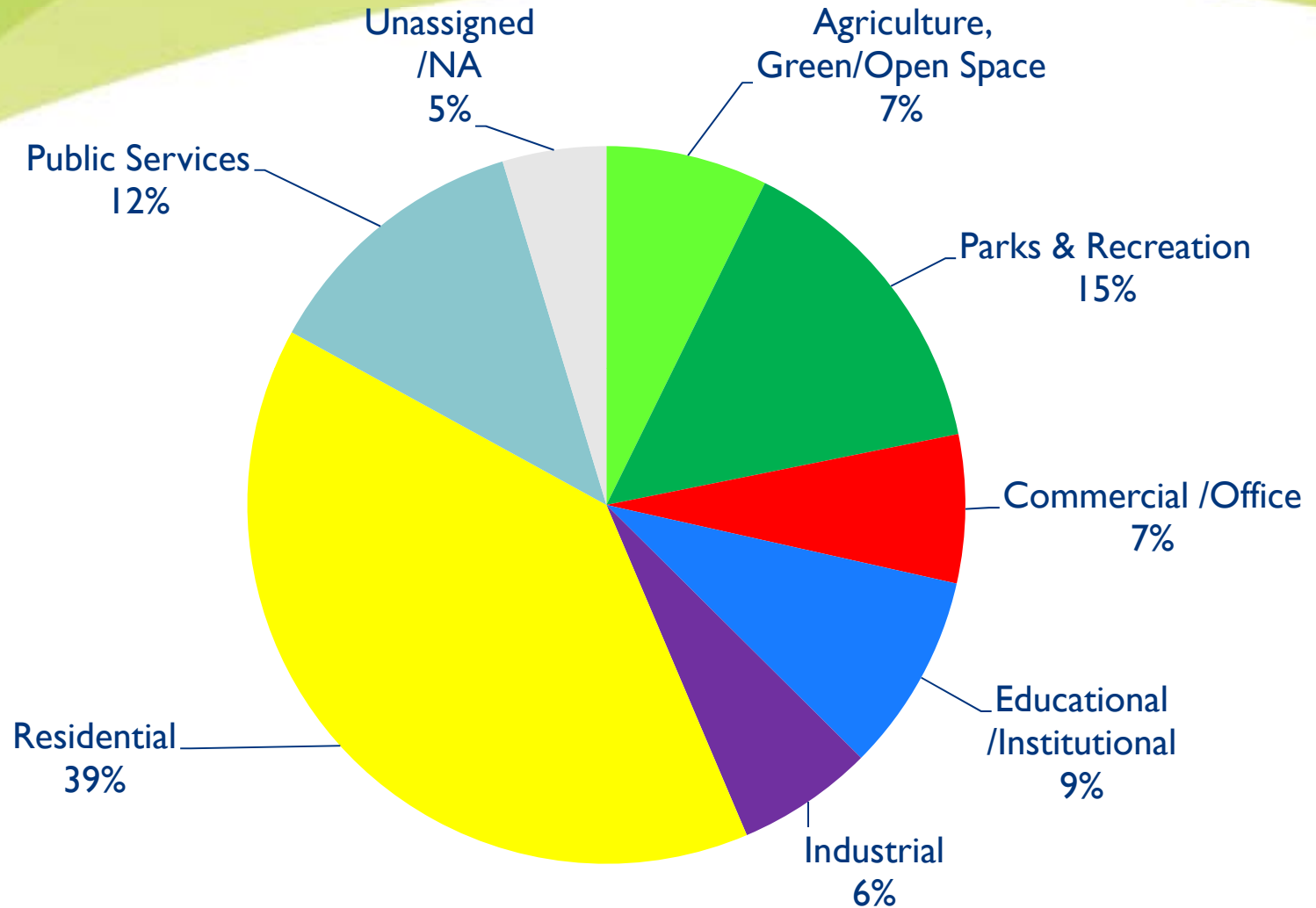
Income in 1999 Below Poverty Level	
United States	12.4%
Ohio	10.6%
Hamilton County	11.8%
Cincinnati	21.9%



Commuting to Work



Land Use



Discussion

Health, Environment, and Open Space

Discussion Topic – General Data

Based on what you have learned - and what you already know - what are the implications for the themes:

- **Healthy Citizens**
- **Access to clean affordable energy**
- **Protection of natural resources**
- **Minimizing the amount of waste sent to landfills**
- **Interconnected network of greenways and parks**
- **Regionally linked bike and ped trail system**
- **Access to recreation centers and facilities**

1. Would you change the goal theme?
2. How would change it?
3. What should our primary focus be?

Silent idea generation then round-robin discussion

Health

Health, Environment, and Open Space

Discussion

Health, Environment, and Open Space

Discussion Topic - Health

Based on what you have learned - and what you already know - what are the implications for the theme

- ***Healthy Citizens***

1. Would you change the goal theme?
2. How would change it?
3. What should our primary focus be?

Silent idea generation then round-robin discussion

Environment

Health, Environment, and Open Space

Discussion

Health, Environment, and Open Space

Discussion Topic - Environment

Based on what you have learned - and what you already know - what are the implications for the themes:

- **Access to clean affordable energy**
- **Protection of natural resources**
- **Minimizing the amount of waste sent to landfills**

1. Would you change the goal themes?
2. How would change them?
3. What should our primary focus be?

Silent idea generation then round-robin discussion

Open Space

Health, Environment, and Open Space

Discussion

Health, Environment, and Open Space

Discussion Topic – Open Space

Based on what you have learned - and what you already know - what are the implications for the themes:

- ***Interconnected network of greenways and parks***
- ***Regionally linked bike and ped trail system***
- ***Access to recreation centers and facilities***

1. Would you change the goal themes?
2. How would change them?
3. What should our primary focus be?

Silent idea generation then round-robin discussion

Next Steps

Health, Environment, and Open Space

Working Group Meetings

1. Baseline Understanding Part 1 May-June 2010
2. Baseline Understanding Part 2 Sept-Oct 2010
3. Goal and Vision Affirmation Nov-Dec 2010
4. Draft Action Steps Jan-Feb 2011
5. Final Action Step Recommendations

Questions?

Health, Environment, and Open Space

PLAN CINCINNATI

a comprehensive plan for the future